



Corporate Presentation 2024

isa

Presence of ISA and its companies

ISA
+52
companies

Shareholdings in 16
other companies

- Energy
- Roads
- Telecom
- Other business
- Corporate Venture Capital

OPERATIONS IN
6 COUNTRIES
IN SOUTH AMERICA AND
CENTRAL AMERICA

+ 5000
Collaborators

Colombia ISA

- ISA INTERCOLOMBIA
- ISA TRANSELCA
- INTERCONEXIÓN ELÉCTRICA
- COLOMBIA PANAMÁ
- XM
- ISA INTERVIAL COLOMBIA
- RUTA COSTERA
- INTERNEXA
- INTEIA
- DERIVEX
- CRCC
- PARQUES DEL RÍO

Chile

- ISA INTERCHILE
- INTERCONEXIONES DEL NORTE
- CONEXIÓN ENERGÍA
- INTERVIAL CHILE
- RUTA DEL MAIPO
- RUTA DE LA ARAUCANÍA
- RUTA DE LOS RÍOS
- RUTA DEL LOA
- ORBITAL SUR
- INTERNEXA
- ISA INVERSIONES CHILE
- ISA INVERSIONES COSTERA

Centroamérica

- EPR
- REDCA

Panamá

- INTERCONEXIÓN ELÉCTRICA COLOMBIA PANAMÁ
- RUTA DEL ESTE

EE.UU

- ATP***

Bermudas

- LINEAR SYSTEMS RE****

Brasil

- ISA CTEEP
- IE IVAÍ
- IE AGUAPEÍ
- IE ALMORÉS
- EVRECY
- IE GARANHUS
- IE ITAÚNAS
- IE BIGUAÇU
- IE RIACHO GRANDE
- IE JAGUAR 6
- IE JAGUAR 8
- IE JAGUAR 9
- IE SERRA DE JAPI
- IE MADEIRA
- IEMG
- IENNC
- IE PARAGUAÇU
- IE PINHEIROS
- IE SUL
- IE TIBAGI
- IE ITAPURA
- IE ITAQUERÉ
- TAESA
- INTERNEXA
- INTERNEXA
- PARTICIPAÇÕES
- INVESTIMENTOS E
- PARTICIPAÇÕES
- ISA CAPITAL DO BRASIL

Perú

- ISA REP
- CONSORCIO TRANSMANTARO
- RED DE ENERGÍA DEL PERÚ
- ISA PERÚ
- CONSORCIO ELÉCTRICO YAPAY
- INTERNEXA

- INTERCONEXIONES VIALES SPA
- ISA INVERSIONES CHILE VÍAS SPA
- INVERSIONES TOLTEN

Bolivia

- ISA BOLIVIA

1

ENERGY



We transmit energy throughout Latin America while taking care of what you see the least

99,775%
Availability

99,999%
Reliability

In operation

49.398
km of circuit
72.849
(Includes controlled and non-controlled companies)

110.998
MVA of transformation
143.730
(Includes controlled and non-controlled companies)

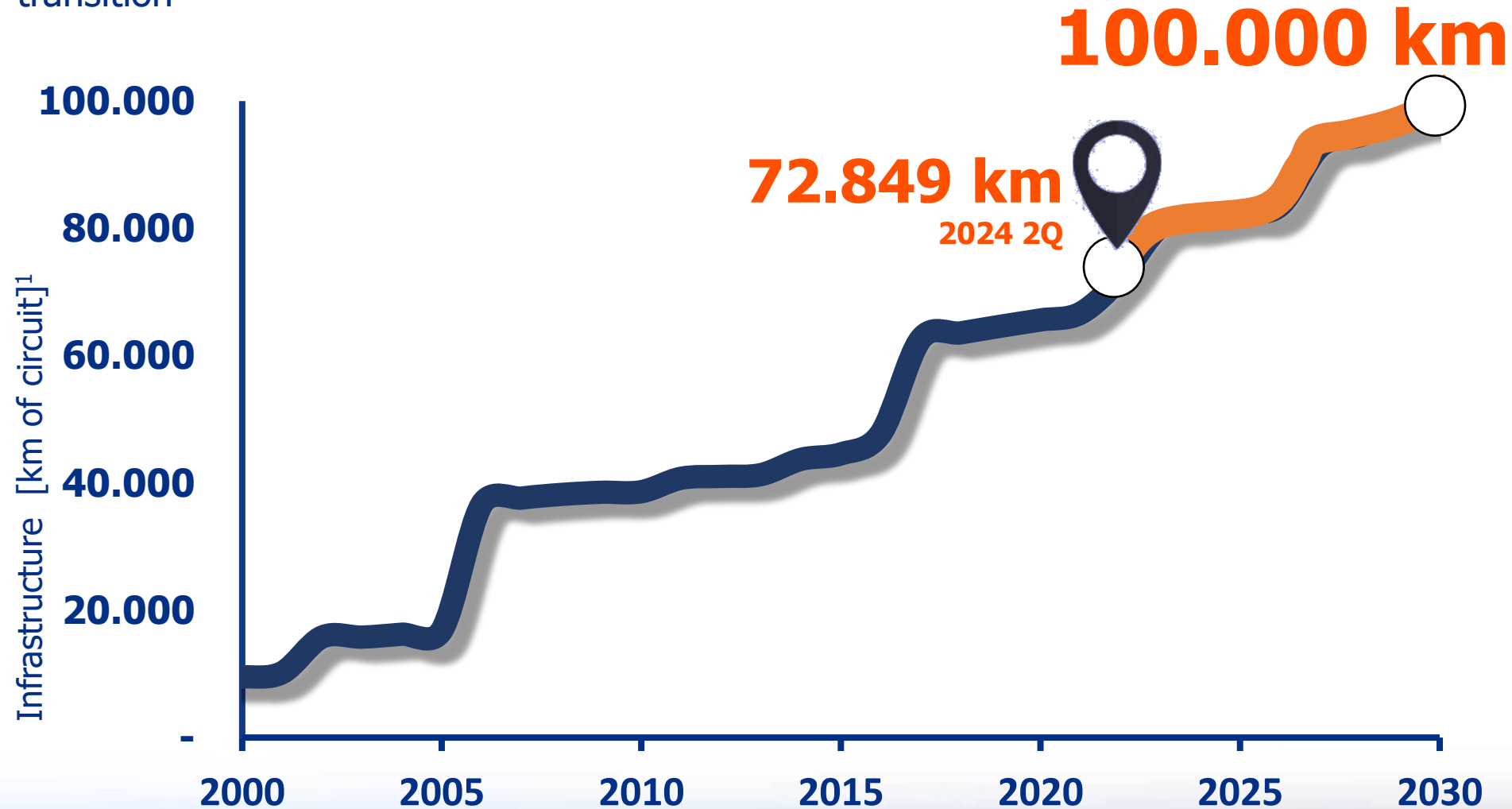
Under construction

Portfolio
5.855 USD
million approved investment
8.151
km of circuit

18.021
MVA of transformation

Our challenge

To be one of the world's leading companies
in reliable, available, flexible and resilient energy
infrastructure, enabling a just and sustainable energy
transition



¹ Includes controlled and jointly controlled companies




ISA drives the **energy transition** in Latin America




En 2023...

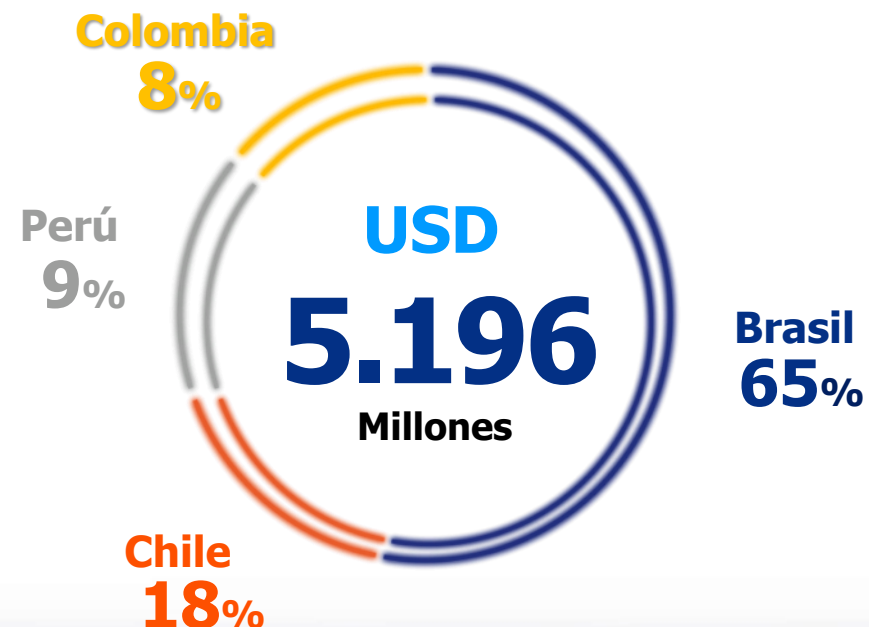
82 Projects awarded*



88 Projects that entered into operation*



243 Projects under execution*



*Includes reinforcements and improvements to the ISA CTEEP network

**Includes reinforcements, improvements to the ISA CTEEP network and projects in co-controlled companies



2

ROADS



ISA is a relevant player in the track market in **Chile, Colombia and Panama.**

1.107 Km in the road concessions business



Concesiones in operation **810 Km**

4 projects



Route	Km
Ruta del Maipo	237
Ruta de la Araucanía	144
Ruta de los Ríos	172
Ruta del Loa (Sector A)	112

Total Chile Operation 665

1 project



Route	Km
Ruta Costera	146



Concessions under construction **296 Km**

1 project



Route	Km
Orbital Sur Santiago	25
Ruta del Loa (Sector B)	25

1 project



Route	Km
Ruta	246

Trunk tolls



13 in operation
4 under construction
in free Flow mode

Side tolls



52 in operation

Service areas



16 in operation
1 under construction

Revenues

EBITDA

EBITDA
margin

Junio 2024

17%
Of ISA's portfolio
USD 308 mil.

14%
Of ISA's portfolio
USD 162 mil.

53%

Operation data

69

Million vehicles in transit – total traffic
First half of 2024

95%

Customer service favorability
First half of 2024

10

Lanes at 2 toll plazas with charging system Free Flow – total traffic
First half of 2024

*Revenues and Ebitda of the Roads Business quarter II-2024. Average exchange rate.

3

TELECOMMUNICATIONS



We transform businesses while taking care of what you see the least



Telecommunications and ICT

We are a wholesale operator of fiber optic connectivity services.

+110

Cities connected

+170

PoPs*

741

customers

98,7%

Level of service

In operation

+32.000

km de fiber optics

*PoP= Point of Presence, a PoP is a physical infrastructure equipped to install telecommunications equipment, where add & drop traffic is generated, i.e., it is enabled to deliver services to customers.



4

**ENVIRONMENTAL
MANAGEMENT**

Why sustainability at **ISA** and its companies?



Preventive approach, identifying
opportunities and minimizing risks

Key player in the development
and progress of the society

Relevant stakeholder
issues

Positive impact on
society and the
environment

Corporate life



At ISA we understand sustainability as a way of acting

Sustainability management focus



A

Positive contribution to environmental challenges

- Climate change
- Biodiversity
- Circular economy
- Sustainable finance



S

Contribution to socioeconomic development

- Social management model
- Sustainable labor practices



G

Corporate governance with a focus on value creation

- Corporate governance
- Ethics and compliance culture
- Materiality and reputation
- Stakeholders
- Business impact assessment
- Human rights
- Sustainable sourcing
- Impact on global scenarios

Cross programs

CONEXIÓN JAGUAR | isa

CONEXIÓN DESARROLLO | isa



Environmental management



11 companies
5 countries
3 business



Emission reduction

Through eco-efficiency actions

+6.902
Ton CO₂



Cumulative emission reductions

564.000
Ton CO₂

Cumulative reduction potential

4.500.000
Ton CO₂

Compensated emissions

~40.000
Ton CO₂



COP 168 million
Environmental investment 2023

CONEXIÓN JAGUAR | isa



Social Commitment

CONEXIÓN DESARROLLO | isa

The updated model has 4 thematic fronts: sustainable operations, education, entrepreneurship and productivity, and infrastructure.



Cristián Duarte of Asoprocafé, one of the leaders benefiting from the productive projects

Beneficiaries

Social programs in all geographies areas

+ 382 mil persons



Investment in productive projects

COP
36.473
million

Social performance

5°

Company in the industry at DJSI



COP 43,6 million
in social investment (2023)

SOCIAL MANAGEMENT: *SROI: Quantifies the impacts on communities of the social programs and projects that an organization implements.

5

INNOVATION



Innovation process



ISA IMPACT

Resolve connectivity and rural electrification gaps in the area of influence of ISA and its companies:

Pilot in La Victoria
(Cesar) with **60%**
construction progress



Arroyo Grande Pilot
(Colombian Caribbean) with
100% progress already in
the user billing phase.





It is the new **strategic investment program** in innovation and entrepreneurship that responds to the high-impact challenges of our businesses.

Will allow

- Preparing for the challenges of the future
- Adopting new technologies
- Being a key player in the energy transition

6

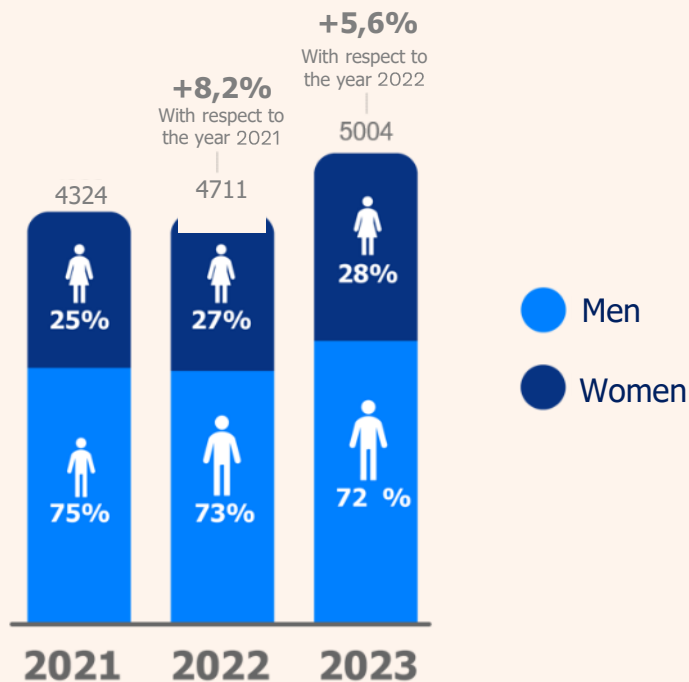
ORGANIZATIONAL TALENT



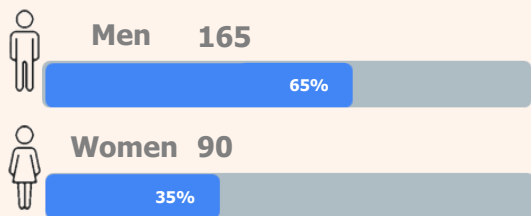
Our human capital confirms this

A diverse group of more than 4.900 people

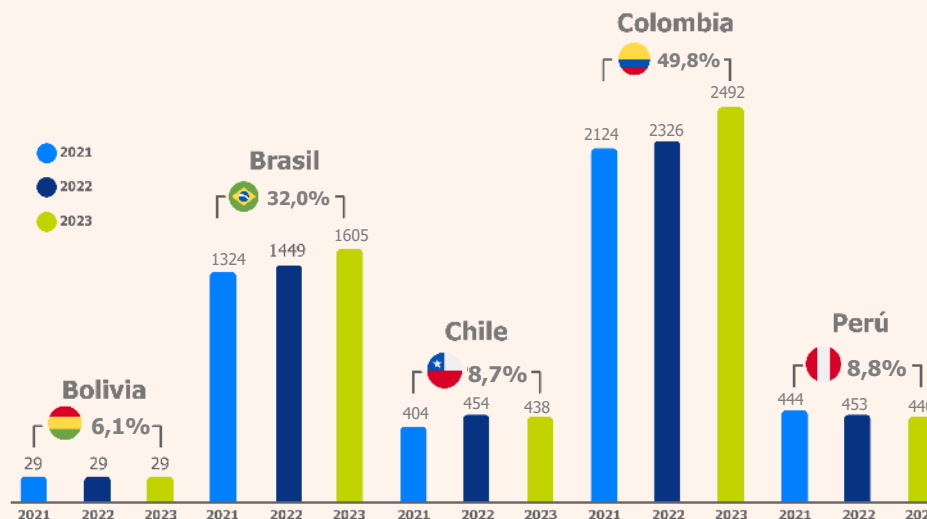
Plant occupied during the last 3 years



255
EXECUTIVES



Plant occupied by country during the last 3 years



41
Years old
Average age

9
Years old
Average age

We have hired 23% more employees with disabilities compared to the year 2022

2023 (Real) **1,9%**

2025 (Meta) **3,0%**

97

Employees with disabilities

Merco Talento - 2023

We are the 14° best company to work for in Colombia



We are the 3° best company to work for in Colombia with between 1000 and 3000 employees

1. Nestlé

2. Johnson & Johnson

3. ISA

We are the 7° company with the best RRHH team in Colombia

MUESTRA
148
RESPONSABLES
DE RR.HH

- 1° BANCOLOMBIA
- 2° GRUPONUTRESA
- 3° SURA
- 4° ECOPETROL
- 5° ALPINA
- 6° BAVARIA
- 7° **ISA**
- 8° JOHNSON & JOHNSON
- 9° DAVIVIENDA
- 10° UNILEVER

*This measurement is new for the year 2023

We are the 2° best company to work for in Colombia in the energy, gas and water sector

2023	EMPRESA
1°	GRUPO EPM
2°	ISA
3°	CELSIA
4°	PRIMIGAS
5°	ENEL COLOMBIA
6°	GRUPA ENERGÍA BOGOTÁ
7°	ISAGEN
8°	GRUPO VANTI
9°	ACUEDUCTO DE BOGOTÁ
10°	TGI

Sector
ENERGY, GAS
AND WATER

Flexible work



100%

Of companies have flexibility in the workplace

Care of the balance



100%

Of companies with adjustment and deployment of labor disengagement measures.

We promote self-development through:

Campus ISA

In 2023, we took another step towards the evolution and consolidation of learning and knowledge management processes, in order to continue developing organizational capabilities and ensuring know-how.

Inspires us and challenges us
have the best talent

Practitioners



299

33%
ROLES STEAM

38%
WOMEN

Seedbeds

130

72%

Participants of #SemilleroISA 2019 – 2022 cohorts.

Of the participants have been hired in positions prioritized for generational replacement.

2023

33 professionals entered the 2023 cohort, one of them with **disability** and 2 representatives of **ethnic groups**.

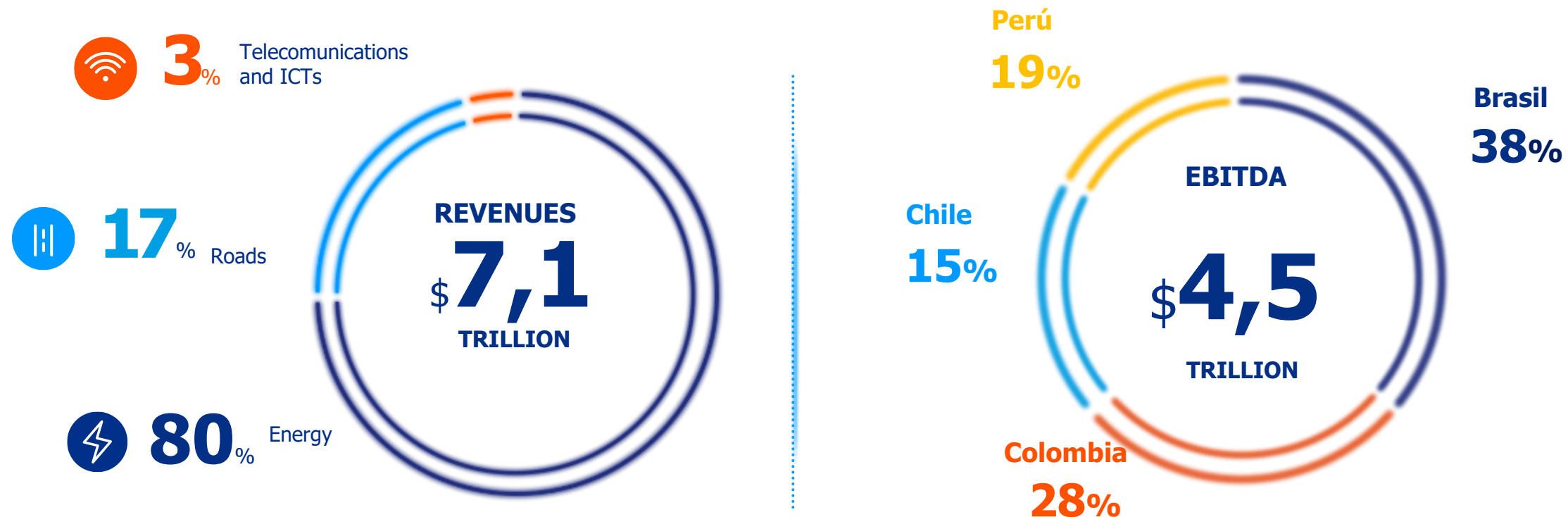
7

FINANCIAL RESULTS



Solid financial results

At the end of june 2024 – Figures in COP



\$1,3
Cop

TRILLION NET INCOME

19 %

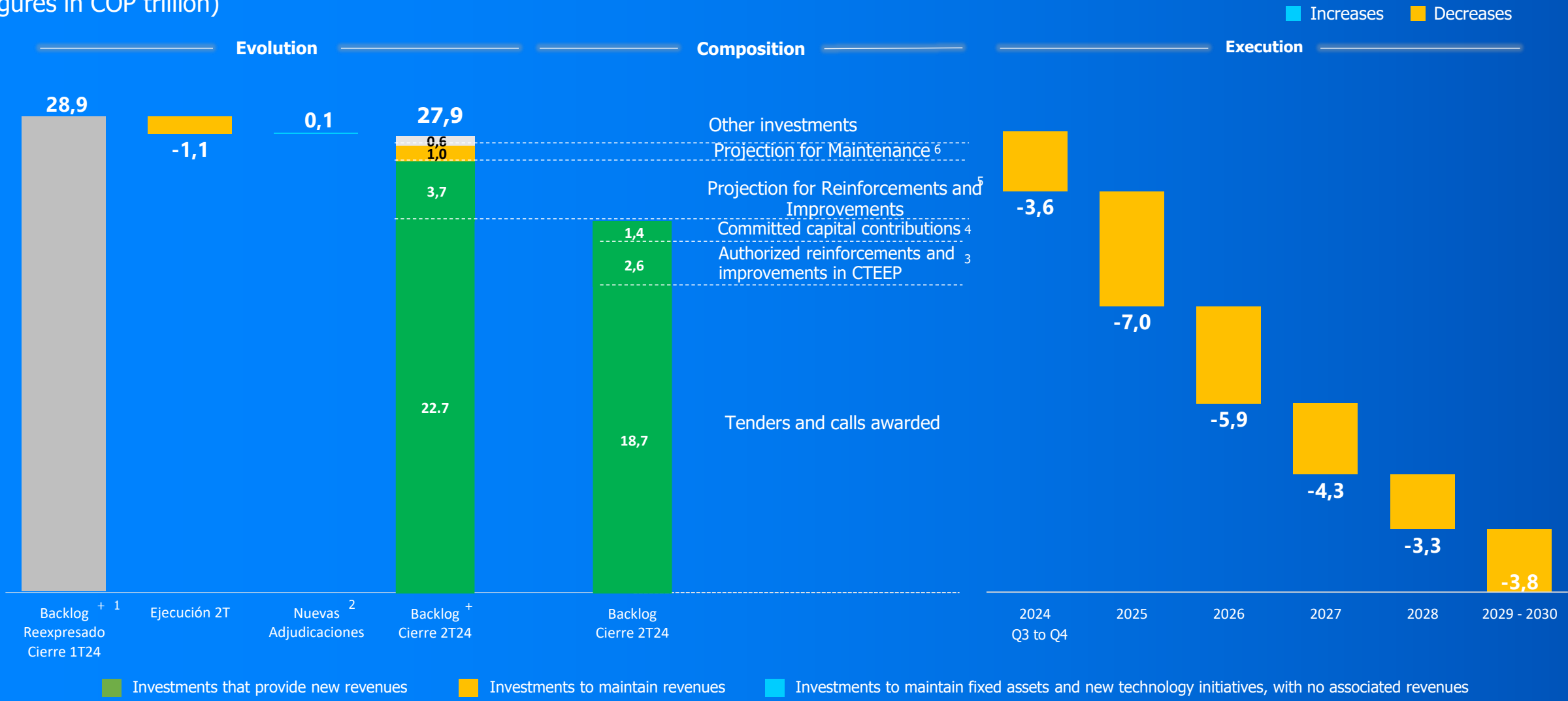
NET MARGIN

14 %

ROAE
Return on Average Equity

Committed investments pending execution at the end of 2Q24 amounted to COP 27.9 T

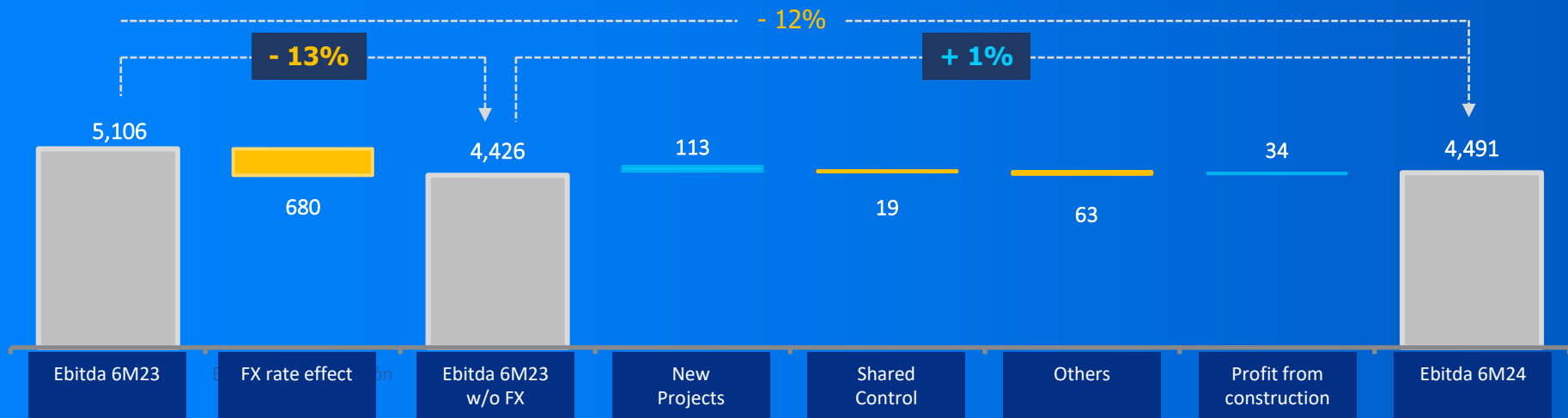
(Figures in COP trillion)



1. The Backlog contains investment committed to 2030. Includes changes in scope and price adjustments, and excludes the effect of restatement in COP and investments in XM as they have a neutral effect on the company's cash generation. 2. New connections: Atlantic Photovoltaic Solar Park to Sabanalarga 500 kV and Valledupar I, II, and III Substation. 3. Reinforcements and Improvements of CTEEP under execution, authorized by REA - ANEEL's Authorization Resolution. 4. Capital contributions to Kimal Lo Aguirre in Chile and Yapai Connection in Peru. 5. Estimated projection pending approval by the regulator. 6. Includes maintenance and Asset Optimization Plan.

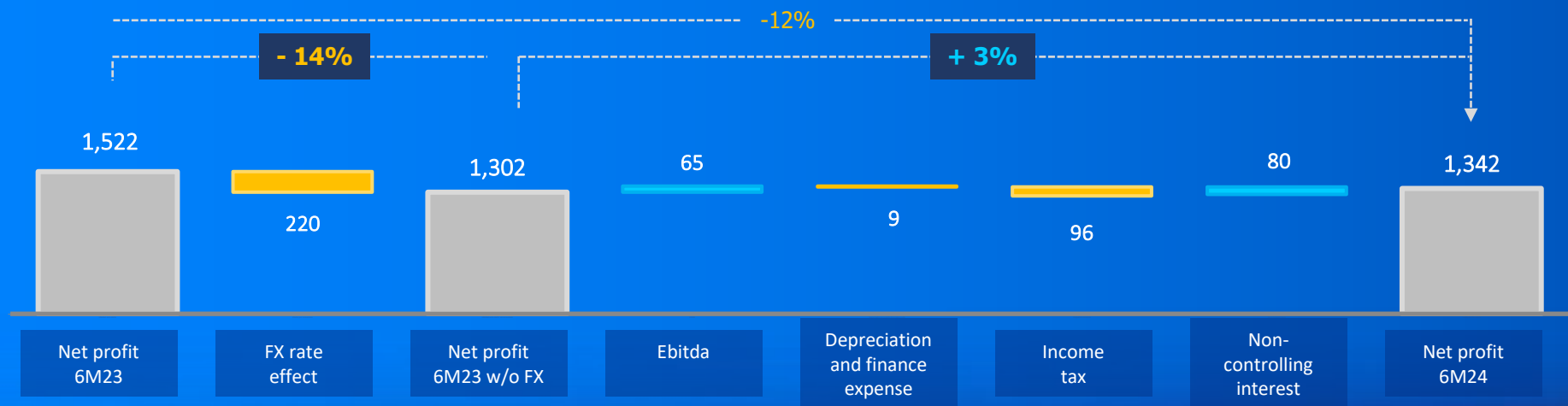
Excluding translation effect, cumulative EBITDA grew 1%

IFRS EBITDA Consolidated 6M24

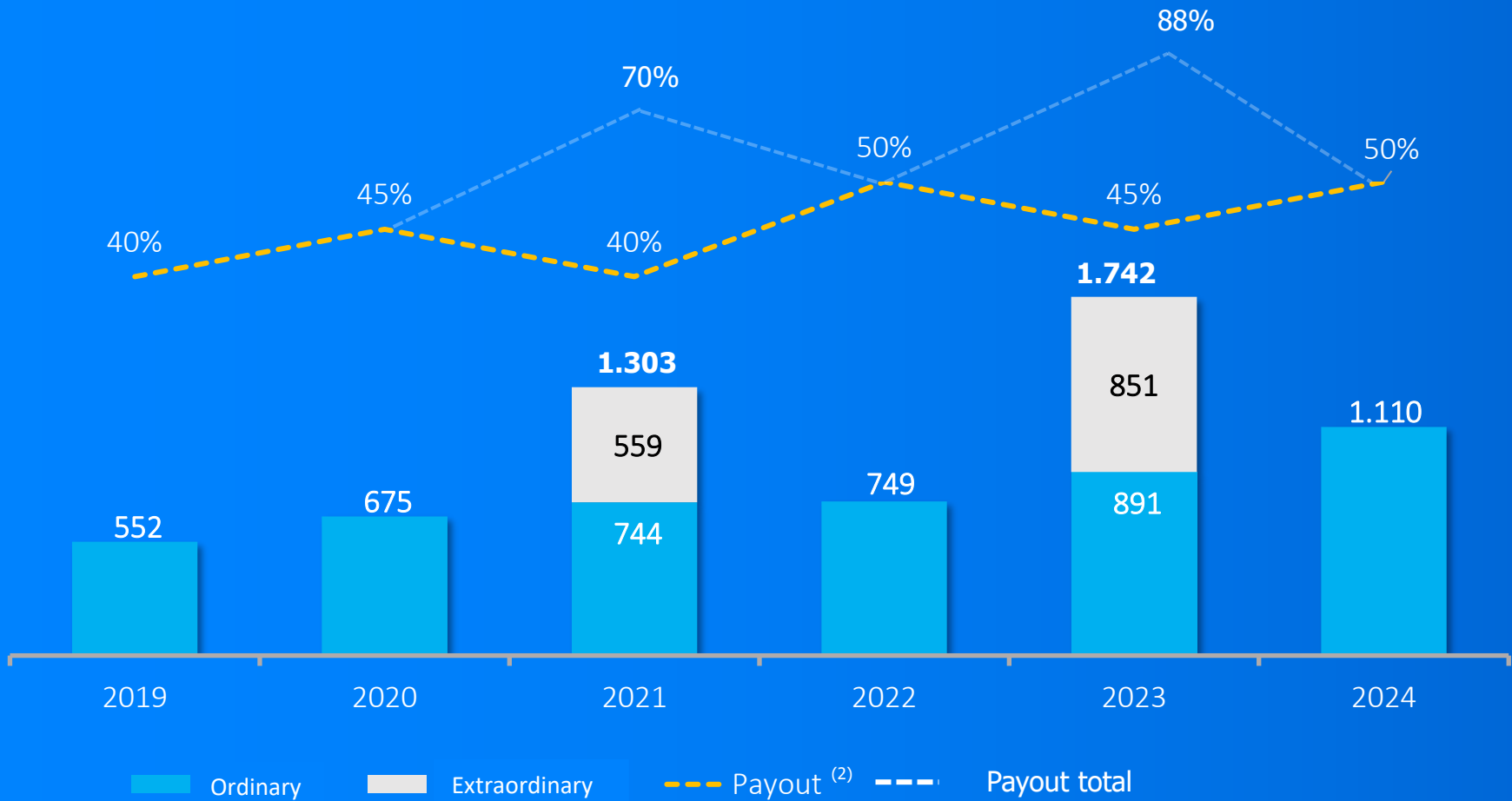


Sin incluir el efecto por conversión, la Utilidad Neta acumulada crece 3%

Utilidad Neta Consolidada 6M 2024



During the last 5 years, ISA's ordinary dividend grew an average of 15% per year



**CAGR ⁽¹⁾
(2019-2024)**

15%

**Dividend
Yield ⁽³⁾**

7,2%

(1) CAGR: Compound Annual Growth Table

(3) Dividend Yield= Dividend per share / Closing share Price 2023

(2) Payout= Total dividend/ Net earning 2023

Investor Relations

Patricia Ospina
pospina@isa.com.co

Mateo Ochoa
mochoa@isa.com.co

E-mail: investorrelations@isa.com.co
Línea ética: lineaetica@isa.com.co
www.isa.co

isa

INTERCONEXIÓN ELÉCTRICA S.A. ISA
Electrical Utility

Top 10%
S&P Global ESG Score 2022

84 /100

As of February 1, 2023.
Position and Score are industry specific and reflect industry
averaging criteria. Excludes non-financial companies.
S&P Global Sustainable 1

equipares
SELLO DE EQUIDAD LABORAL


FTSE4Good



MEMBER OF
**Dow Jones
Sustainability Indices**
In Collaboration with RobecoSAM